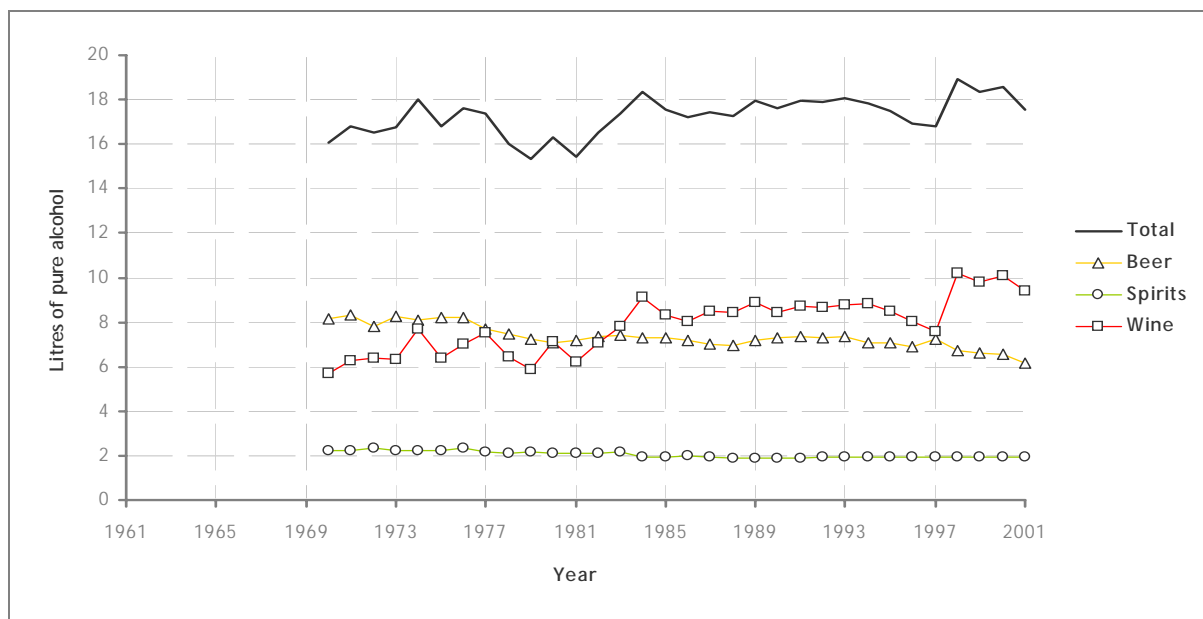


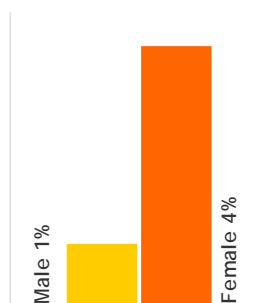
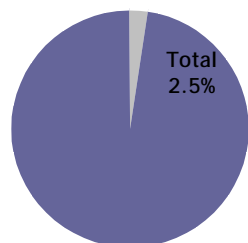
LUXEMBOURG

Recorded adult per capita consumption (age 15+)



Sources: FAO (Food and Agriculture Organization of the United Nations), World Drink Trends 2003

Last year abstainers



Estimates from key alcohol experts showing proportion of adult males and females who had been abstaining (last year before the survey). Data is for after year 1995.¹

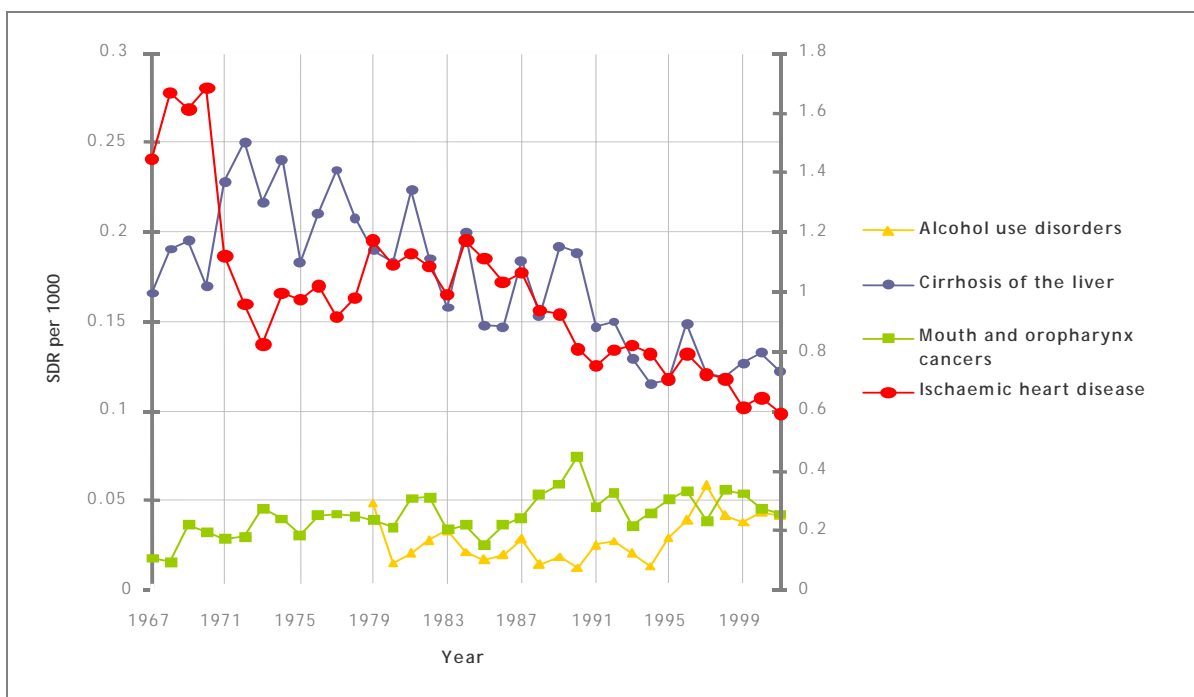
Unrecorded alcohol consumption

The unrecorded alcohol consumption in Luxembourg is estimated to be -1.0 litre pure alcohol per capita for population older than 15 for the years after 1995 (estimated by a group of key alcohol experts). This suggests that a significant proportion of the alcoholic beverages are bought by people residing outside of Luxembourg.¹

Mortality rates from selected death causes where alcohol is one of the underlying risk factors

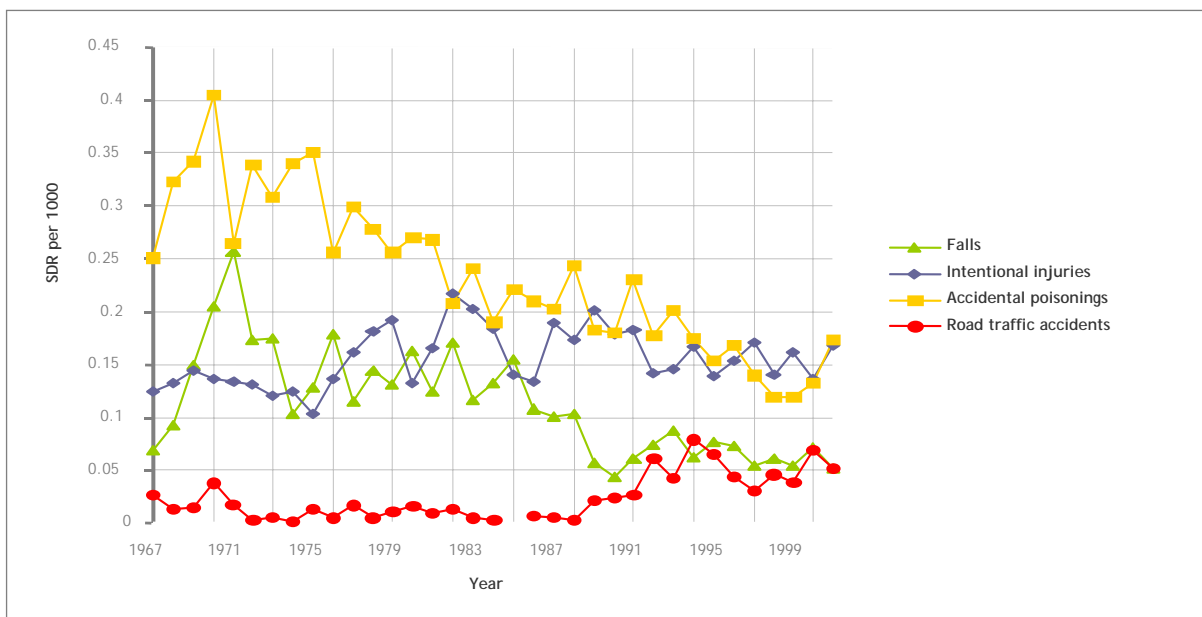
The data represent all the deaths occurring in a country irrespective of whether alcohol was a direct or indirect contributor.

Chronic mortality



Note: Chronic mortality time-series measured on two axes, ischaemic heart disease on right axis and the other causes on the left.

Acute mortality



Source: WHO Mortality Database

Morbidity, health and social problems from alcohol use

The SDR per 100 000 population for chronic liver disease and cirrhosis was 16.77 in 2001 and 17.08 in 2002.²

The number of alcohol-related road traffic accidents per 100 000 population was 44.01 in 2000 and 35.99 in 2001.²

Country background information

Total population 2003	453 000	Life expectancy at birth (2002)	Male	75.7
Adult (15+)	366 930		Female	81.7
% under 15	19	Probability of dying under age 5 per 1000 (2002)	Male	5
Population distribution 2001 (%)			Female	5
Urban	92	Gross National Income per capita 2002	US\$	38 830
Rural	8			

Sources: Population and Statistics Division of the United Nations Secretariat, World Bank World Development Indicators database, The World Health Report 2004

References

1. Alcohol per capita consumption, patterns of drinking and abstinence worldwide after 1995. Appendix 2. *European Addiction Research*, 2001, 7(3):155–157.
2. European health for all database. World Health Organization, Regional Office for Europe (<http://hfadb.who.dk/hfa>, accessed 26 February 2004).