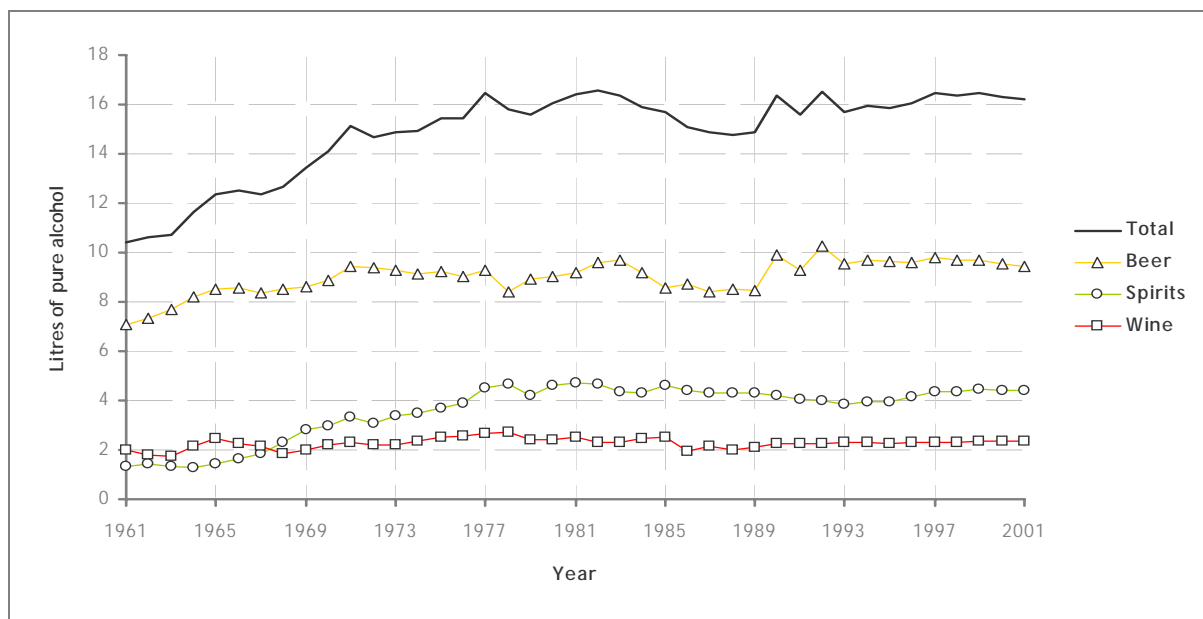


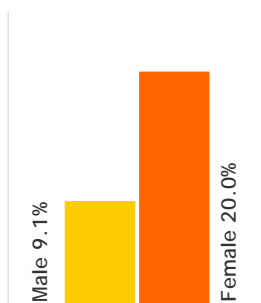
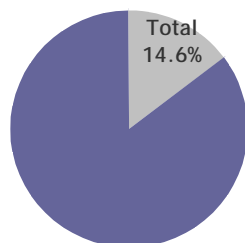
CZECH REPUBLIC (THE)

Recorded adult per capita consumption (age 15+)



Sources: FAO (Food and Agriculture Organization of the United Nations), World Drink Trends 2003

Last year abstainers

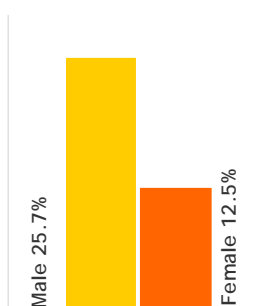


Data from the WHO GENACIS study. National survey conducted in 2002 (age group 20 to 64 years). Total sample size $n = 2373$; males $n = 1172$ and females $n = 1201$.¹

According to the 2003 World Health Survey (total sample size $n = 929$, males $n = 416$ and females $n = 513$; sample population aged 18 years and over), the rate of lifetime abstainers was 11.9% (total), 4.3% (males) and 18% (females).²

Estimates from key alcohol experts show that the proportion of adult males and females who had been abstaining (last year before the survey) was 3% (males) and 8% (females). Data is for after year 1995.³

Heavy and hazardous drinkers (among drinkers)



Data from the WHO GENACIS study. National survey conducted in 2002 (age group 20 to 64 years). Total sample size $n = 2373$; males $n = 1172$ and females $n = 1201$. Definition used: average consumption of 40 g or more of pure alcohol a day for males and 20 g or more of pure alcohol a day for females.¹

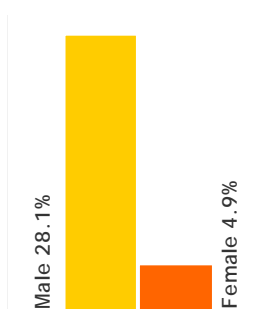
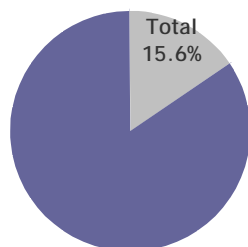
According to the 2003 World Health Survey (total sample size $n = 929$, males $n = 416$ and females $n = 513$; sample population aged 18 years and over), the rate of heavy and hazardous drinking among the total population was 3.9% (total), 5.8% (males) and 2.2% (females). Heavy and hazardous drinking was defined as average consumption of 40 g or more of pure alcohol a day for men and 20 g or more of pure alcohol a day for women.²

A survey conducted among the adult Czech population found the rate of heavy drinking to be 30% among men and 13% among women. Heavy drinking was defined for men as consuming more than 50 ml of pure alcohol daily and for women as consuming more than 30 ml of pure alcohol daily.⁴

According to the 2003 World Health Survey (total sample size $n = 802$; males $n = 395$ and females $n = 407$), the mean value (in grams) of pure alcohol consumed per day among drinkers was 8.4 (total), 13.1 (males) and 3.8 (females).²

An urban survey conducted among 1118 men and 1125 women in a Czech city found the rates of problem drinking and of negative consequences of drinking to be 19% and 10% among Czech men. The mean annual intake of alcohol among Czech men was 8.5 litres and the mean drinking frequency among Czech men was 179 sessions per year. The average dose of alcohol consumed per drinking session was 46 g among Czechs.⁵

Heavy episodic drinkers

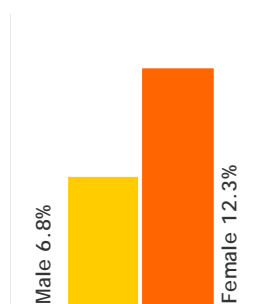
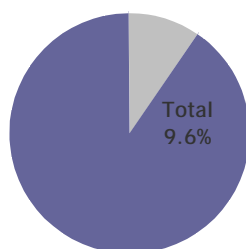


Data from the 2003 World Health Survey. Total sample size $n = 929$; males $n = 416$ and females $n = 513$. Sample population aged 18 years and above. Definition used: at least once a week consumption of five or more standard drinks in one sitting.²

According to the WHO GENACIS Study (2002 survey; total sample size $n = 2373$, males $n = 1172$ and females $n = 1201$; age range 20 to 64 years), the rate of heavy episodic drinking among drinkers was 28.8% for men and 9.9% for women. Heavy episodic drinking was defined as consumption of five or more drinks in one sitting at least once a month in the last year.¹

A 1992–1993 survey of 586 men and 608 women aged 25 to 54 years old (sampling frame: Prague women and men) showed that among current drinkers only, the rate of heavy episodic drinking was 59% among males and 14% among females. Heavy episodic drinking was defined as consumption of 96 g or more of pure ethanol per drinking occasion.⁶

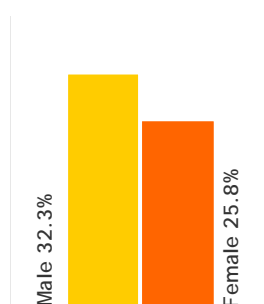
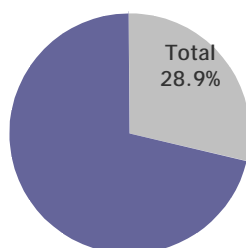
Youth drinking (lifetime abstainers)



Data from the 2003 World Health Survey. Total sample size $n = 104$; males $n = 49$ and females $n = 55$. Sample population aged 18 to 24 years old.²

According to the 1999 ESPAD survey (total sample size $n = 3579$; age group 15 to 16 years), the rate of alcohol consumers was 41% (total), 51% (males) and 32% (females). Alcohol consumer was defined as lifetime use of 40 times or more.⁷

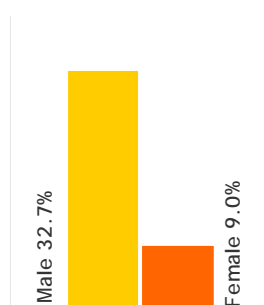
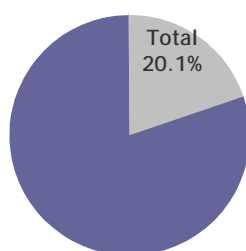
Youth drinking (drink at least weekly)



HBSC survey 2001/2002. Data shows proportion of 15-year-olds who report drinking beer, wine or spirits at least weekly. Total sample size $n = 1660$.⁸

According to the 1997/1998 HBSC survey (total sample size $n = 1229$), 32% of 15-year-old boys and 19% of 15-year-old girls reported drinking beer, wine or spirits at least weekly.⁹

Youth drinking (heavy episodic drinkers)



Data from the 2003 World Health Survey. Total sample size $n = 104$; males $n = 49$ and females $n = 55$. Population aged 18 to 24 years old. Definition used: at least once a week consumption of five or more standard drinks in one sitting.²

Note: These are preliminary, early-release, unpublished data from WHO's World Health Survey made available exclusively for this report. Some estimates may change in the final analyses of these data.

According to the 1999 ESPAD survey (total sample size $n = 3579$; age group 15 to 16 years), the rate of binge drinking was 17% (total), 25% (males) and 11% (females). Binge drinking was defined as consuming five or more drinks in a row three times or more in the last 30 days.⁷

Youth drinking (drunkenness)

According to the 2001/2002 HBSC survey (total sample size $n = 1660$), the proportion of 15-year-olds who reported ever having been drunk two or more times was 37.5% for boys and 29% for girls.⁸

In the 1999 ESPAD study of subjects 15 to 16 years old (total sample size $n = 3579$) the proportion of subjects who reported being drunk three times or more in the last 30 days was 13% (total), 18% (males) and 9% (females).⁷

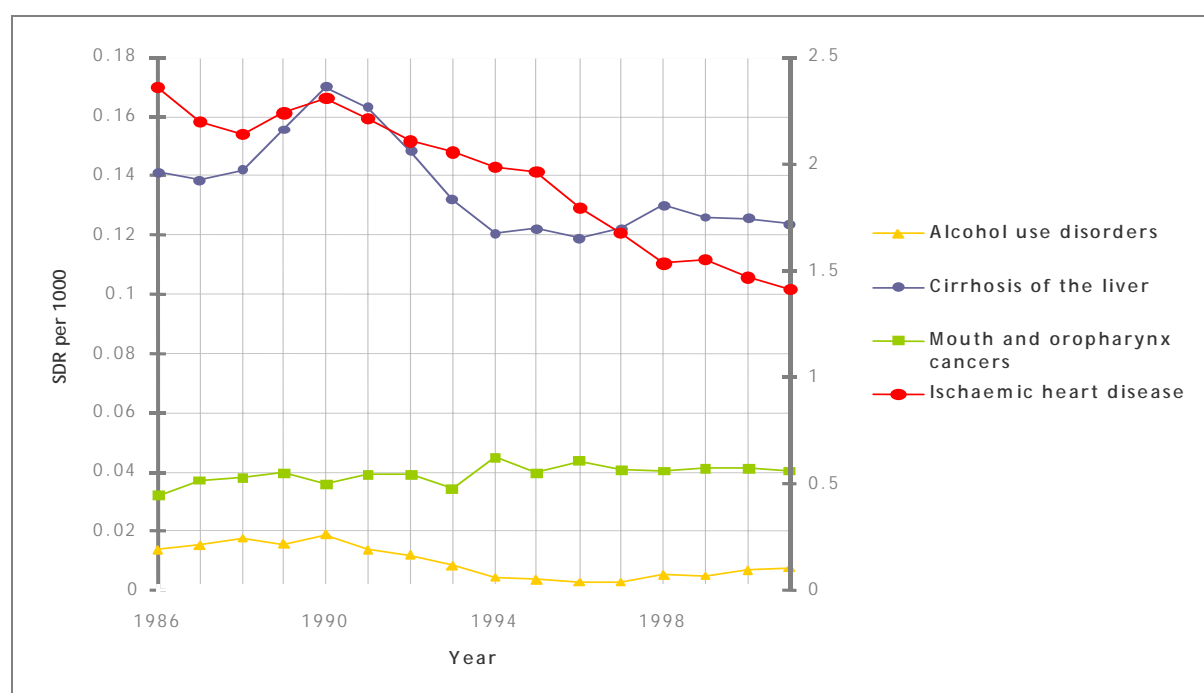
Unrecorded alcohol consumption

The unrecorded alcohol consumption in the Czech Republic is estimated to be 1.0 litre pure alcohol per capita for population older than 15 for the years after 1995 (estimated by a group of key alcohol experts).³

Mortality rates from selected death causes where alcohol is one of the underlying risk factors

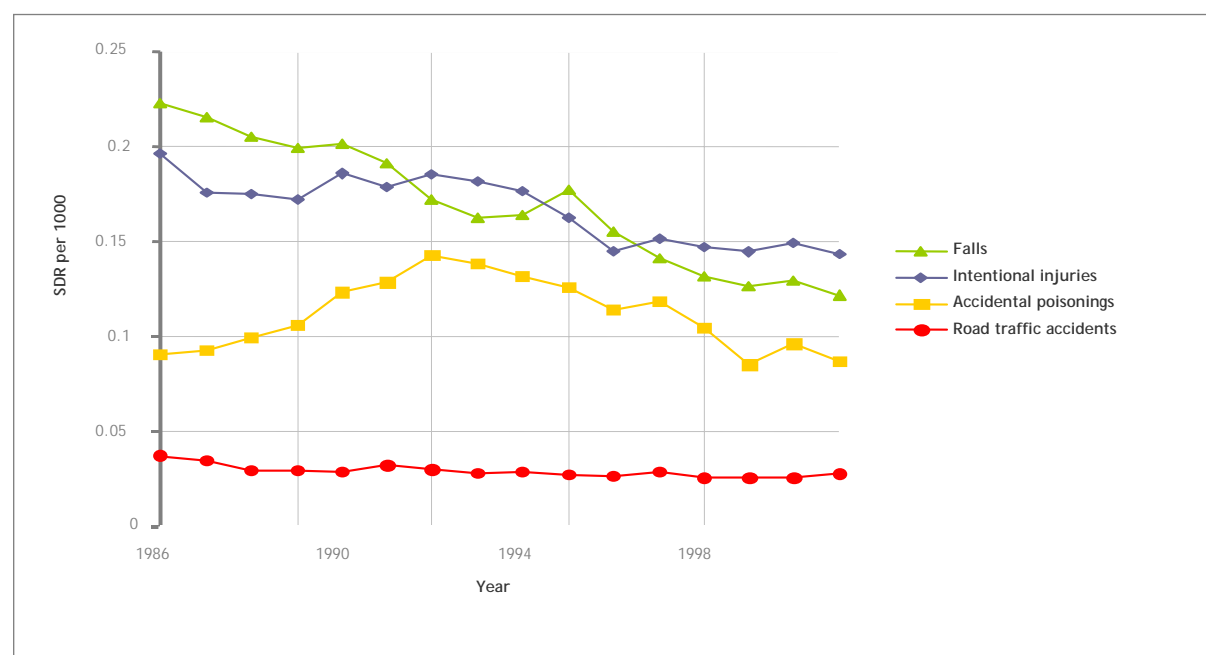
The data represent all the deaths occurring in a country irrespective of whether alcohol was a direct or indirect contributor.

Chronic mortality



Note: Chronic mortality time-series measured on two axes, ischaemic heart disease on right axis and the other causes on the left.

Acute mortality



Source: WHO Mortality Database

Morbidity, health and social problems from alcohol use

It has been reported that 5.3% of total road accidents are caused by drivers who consumed alcohol.¹⁰

A study found the incidence of chronic pancreatitis in the Czech Republic to be 7.9 per 100 000 inhabitants per year. Alcohol was identified as the main aetiological factor (65.4% of all cases, with consumption of alcohol of 75 g or more a day).¹¹

Chronic alcohol consumption has been identified as a risk factor in one fourth of spontaneous intracranial hemorrhage patients in the Olomouc region of the Czech Republic.¹²

The rate of alcoholic psychosis incidence per 100 000 population was 60.86 in 2001 and 61.76 in 2002.¹³

The SDR per 100 000 population for chronic liver disease and cirrhosis was 16.86 in 2001 and 16.93 in 2002.¹³

The number of alcohol-related road traffic accidents per 100 000 population was 34.71 in 2000 and 34.79 in 2001.¹³

Country background information

Total population 2003	10 236 000	Life expectancy at birth (2002)	Male	72.4
Adult (15+)	8 700 600		Female	79.0
% under 15	15	Probability of dying under age 5 per 1000 (2002)	Male	5
Population distribution 2001 (%)			Female	4
Urban	74	Gross National Income per capita 2002	US\$	5560
Rural	26			

Sources: Population and Statistics Division of the United Nations Secretariat, World Bank World Development Indicators database, The World Health Report 2004

References

1. Preliminary results from the *Gender, Alcohol and Culture: An International Study (GENACIS Project)*. International Research Group on Gender and Alcohol (for more information please see <http://www.med.und.nodak.edu/depts/irgga/GENACISProject.html>).
2. Ustun TB et al. The World Health Surveys. In: Murray CJL, Evans DB, eds. *Health Systems Performance Assessment: Debates, Methods and Empiricism*. Geneva, World Health Organization, 2003.
3. Alcohol per capita consumption, patterns of drinking and abstention worldwide after 1995. Appendix 2. *European Addiction Research*, 2001, 7(3):155–157.
4. Csémy L. Zdraví a škodlivé navyky: Alkohol – konzumní zvyklosti dospělé české populace [The health and addictive behaviours: drinking patterns of the Czech adult population]. *Demographie*, 2000, 42(1):31–36.
5. Bobak M et al. Contribution of drinking patterns to differences in rates of alcohol-related problems between three urban populations. *Journal of Epidemiology and Community Health*, 2004, 58(3):238–242.
6. Wilsnack RW et al. Gender differences in alcohol consumption and adverse drinking consequences: cross-cultural patterns. *Addiction*, 2000, 95(2):251–265.
7. Hibell B et al. *The 1999 ESPAD Report. The European School Survey on Alcohol and Other Drugs: Alcohol and Other Drug Use Among Students in 30 European Countries*. Stockholm, Council of Europe, 2000.
8. Currie C et al., eds. *Young people's health in context. Health Behaviour in School-aged Children (HBSC) study: international report from the 2001/2002 survey*. Copenhagen, WHO Health Policy for Children and Adolescents (HEPCA), 2004.
9. *Health Behaviour in School-aged Children: a WHO Cross-National Study (HBSC) International Report*. Copenhagen, World Health Organization, 2000.
10. *Road traffic accidents with alcohol impairment in the Czech Republic* (<http://www.cdv.cz/english/text/branch/road/eu-alk.htm>, accessed 27 April 2004).
11. Dite P et al. Incidence of chronic pancreatitis in the Czech Republic. *European Journal of Gastroenterology and Hepatology*, 2001, 13(6):749–750.
12. Herzig R et al. The role of chronic alcohol intake in patients with spontaneous intracranial hemorrhage: a carbohydrate-deficient transferrin study. *Cerebrovascular Diseases*, 2003, 15(1–2):22–28.
13. European health for all database. World Health Organization, Regional Office for Europe (<http://hfadb.who.dk/hfa>, accessed 26 February 2004).