

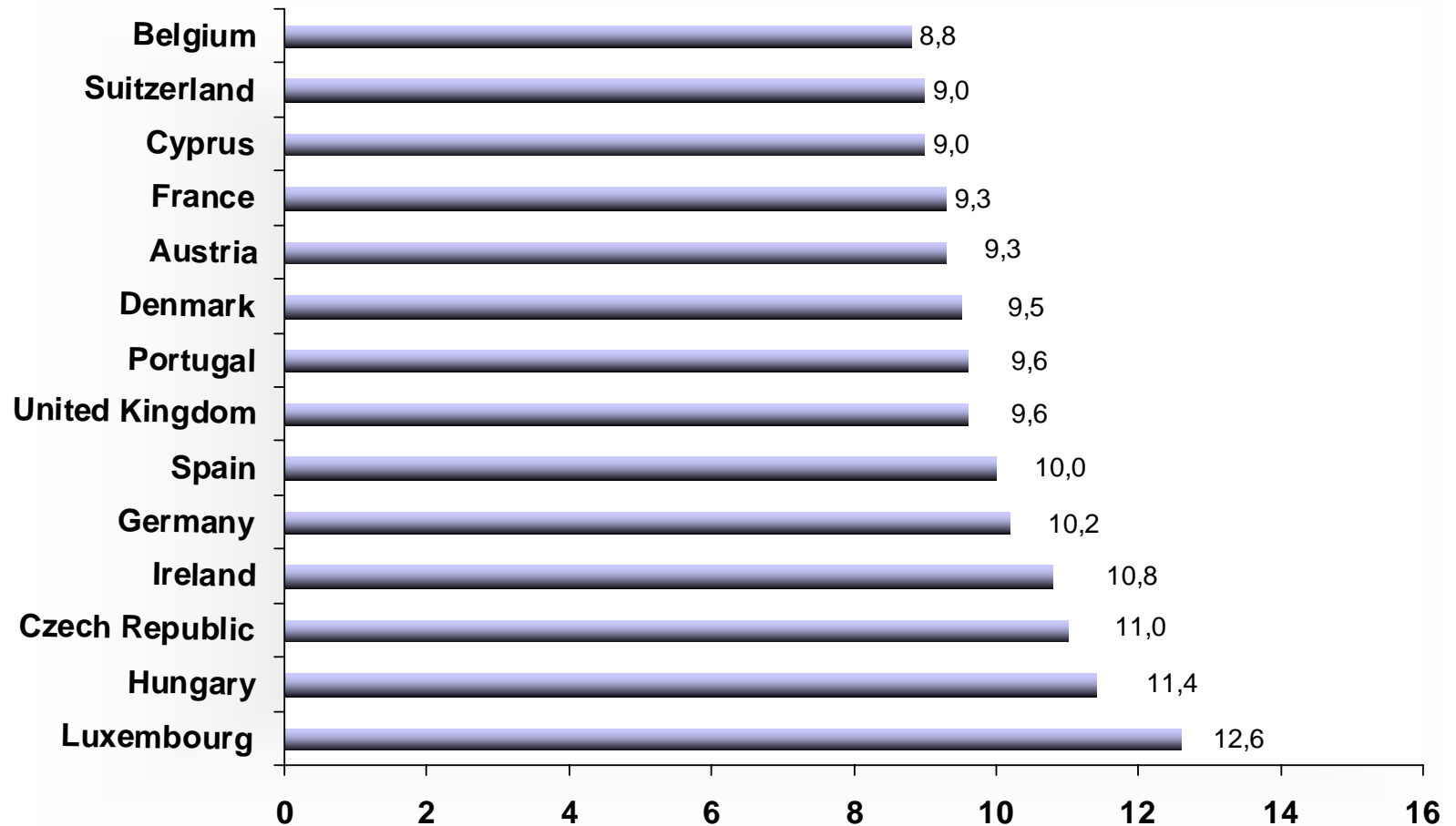
Bridging the Gap
Alcohol Policy Network in the context
of a larger Europe
Third meeting of network

Barcelona, 11-13 May 2005



*Dr. Teresa Robledo de Dios
Head of the Prevention Area
Directorate General of Public Health
Ministry of Health and Consumer Affairs*

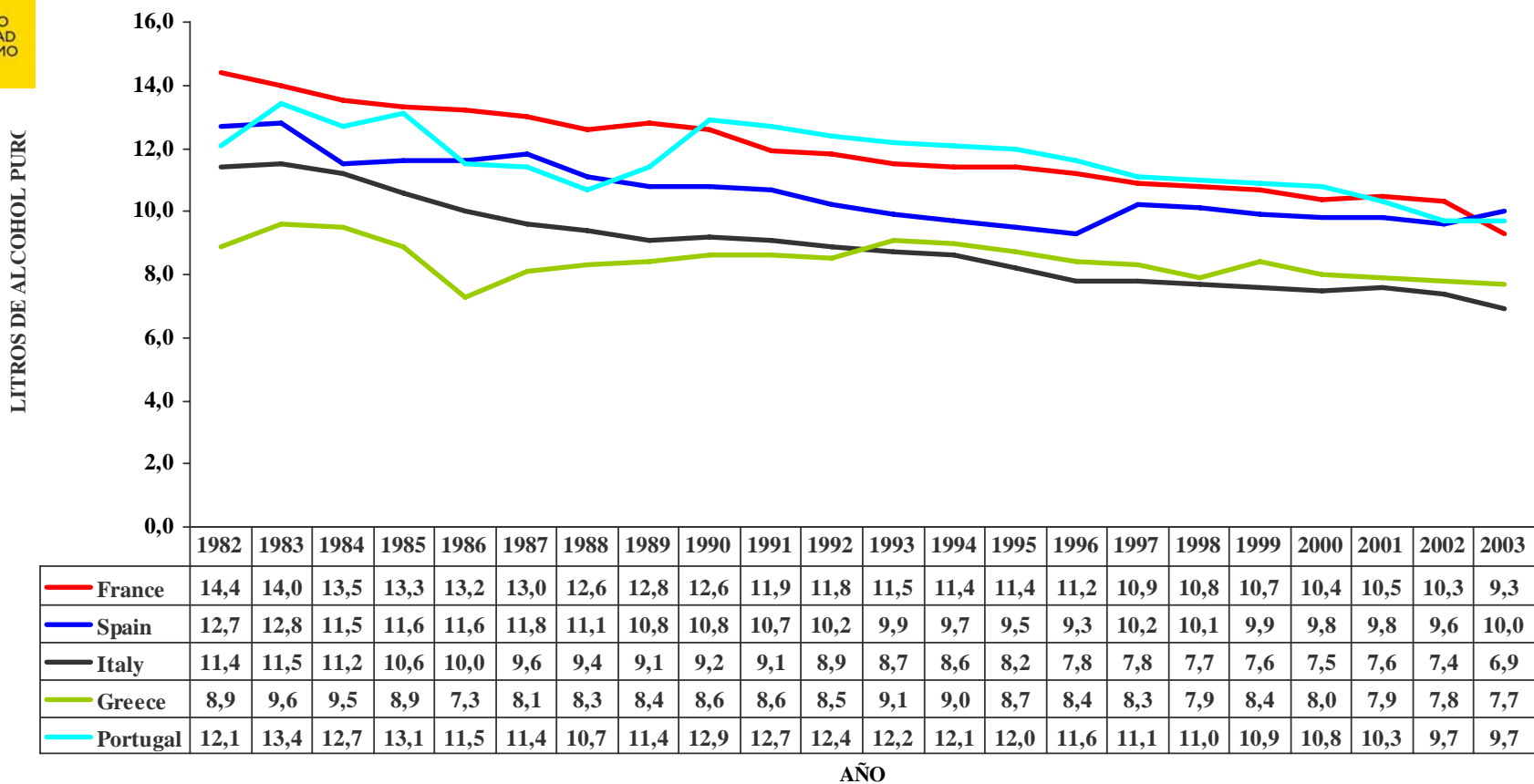
Total alcohol consumption by country, 2003. Per Capita Consumption. Litres of pure alcohol



Fuente: World Drink Trends, 2005. Edition

Elaboración: Subdirección General de Promoción de la Salud y Epidemiología. MSC.

Per Capita Consumption of pure alcohol per person and year. Spain, France, Italy, Greece and Portugal. 1982-2003



Fuente: World Drink Trends, 2005. Edition

Elaboración: Subdirección General de Promoción de la Salud y Epidemiología. MSC.

Number of deaths in Spain 1999-2002. Number of deaths due to alcohol related causes. Percentage of alcohol related deaths, by sex.



Years	N° of deaths			N° of deaths due to alcohol			Percentage of alcohol deaths by sex		
	MEN	WOMEN	Total	MEN	WOMEN	Total	MEN	WOMEN	Total
1.999	195.255	175.847	371.102	6.513	2.208	8.721	3,34	1,26	2,35
2.000	189.468	170.923	360.391	6.305	2.110	8.415	3,33	1,23	2,34
2.001	189.714	170.417	360.131	6.492	2.051	8.543	3,42	1,20	2,37
2.002	193.269	175.349	368.618	6.485	2.112	8.597	3,36	1,20	2,33

Source: Ministry of Health and Consumer Affairs. Institute for Alcohol and Drug Studies of the University of Valladolid. Study of alcohol related Mortality in Spain. 1999-2002.

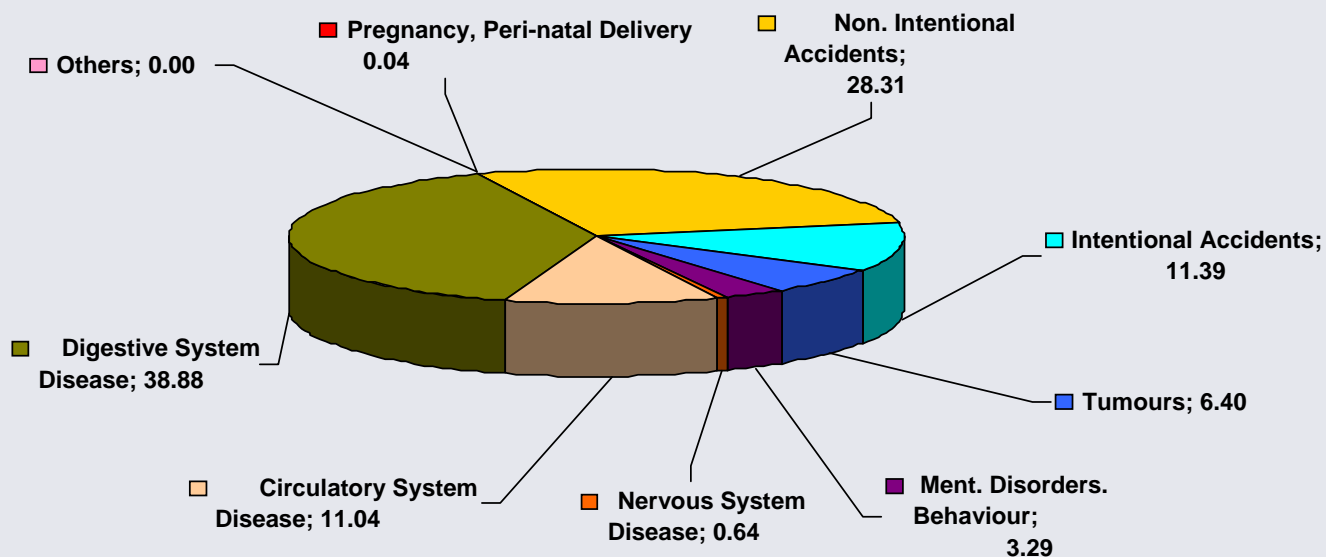
Alcohol related Mortality in Spain 1999-2002: Rate per 100,000 population, by sex



Years	Rate per 100,000 population		
	TOTAL	MEN	WOMEN
1.999	21,69	33,11	10,67
2.000	20,78	31,81	10,20
2.001	20,78	32,20	9,79
2.002	20,55	31,53	9,93

Source: Ministry of Health and Consumer Affairs. Institute for Alcohol and Drug Studies of the University of Valladolid. Study of alcohol related Mortality in Spain. 1999-2002.

Alcohol related Mortality in Spain 2002. Percentages by diagnosis category groups



Source: Ministry of Health and Consumer Affairs. Institute for Alcohol and Drug Studies of the University of Valladolid. Study of alcohol related Mortality in Spain. 1999-2002.

Year of potential life lost (APVP) and alcohol related deaths in Spain, 1999-2002 chronic and acute causes. Total, men and women

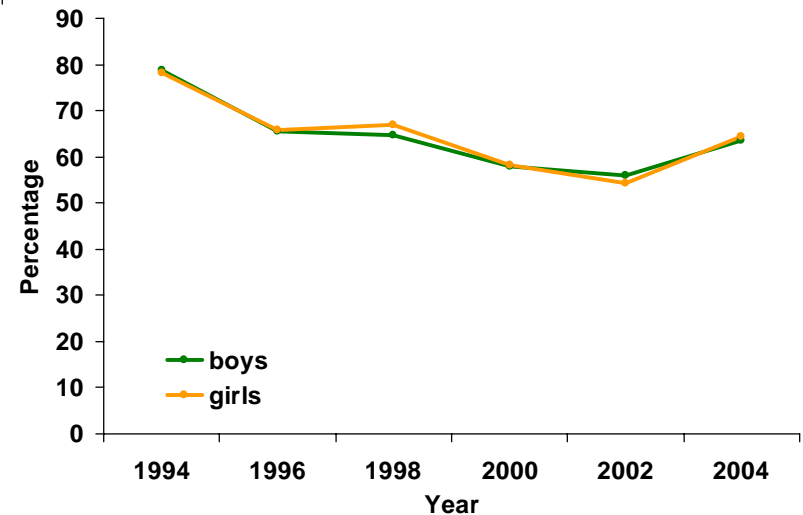
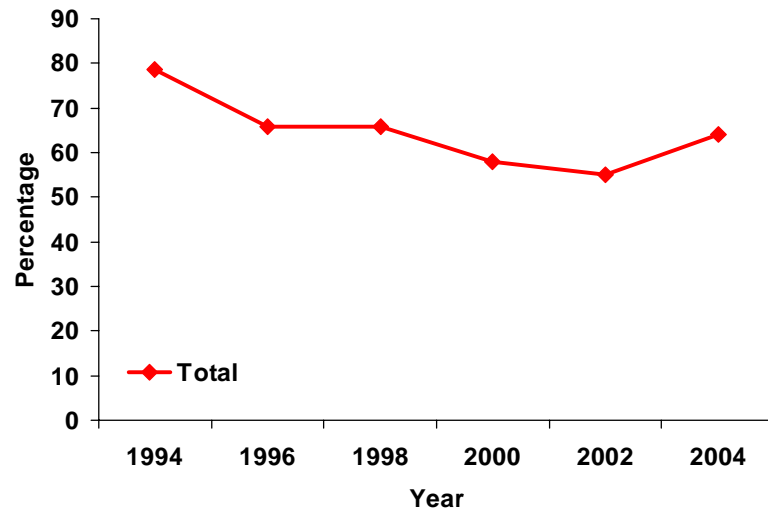
(calculated to the age of 70)



	1999	2000	2001	2002
	APVP	APVP	APVP	APVP
Chronic				
Total	39.811	37.885	38.870	38.624
Men	32.712	30.928	32.188	31.679
Women	7.099	6.957	6.682	6.945
Acute				
Total	83.909	86.618	81.275	84.516
Men	67.604	69.749	65.915	68.205
Women	16.305	16.869	15.360	16.311
Total				
Total	123.720	124.503	120.145	123.140
Men	100.316	100.677	98.103	99.884
Women	23.404	23.826	22.042	23.256

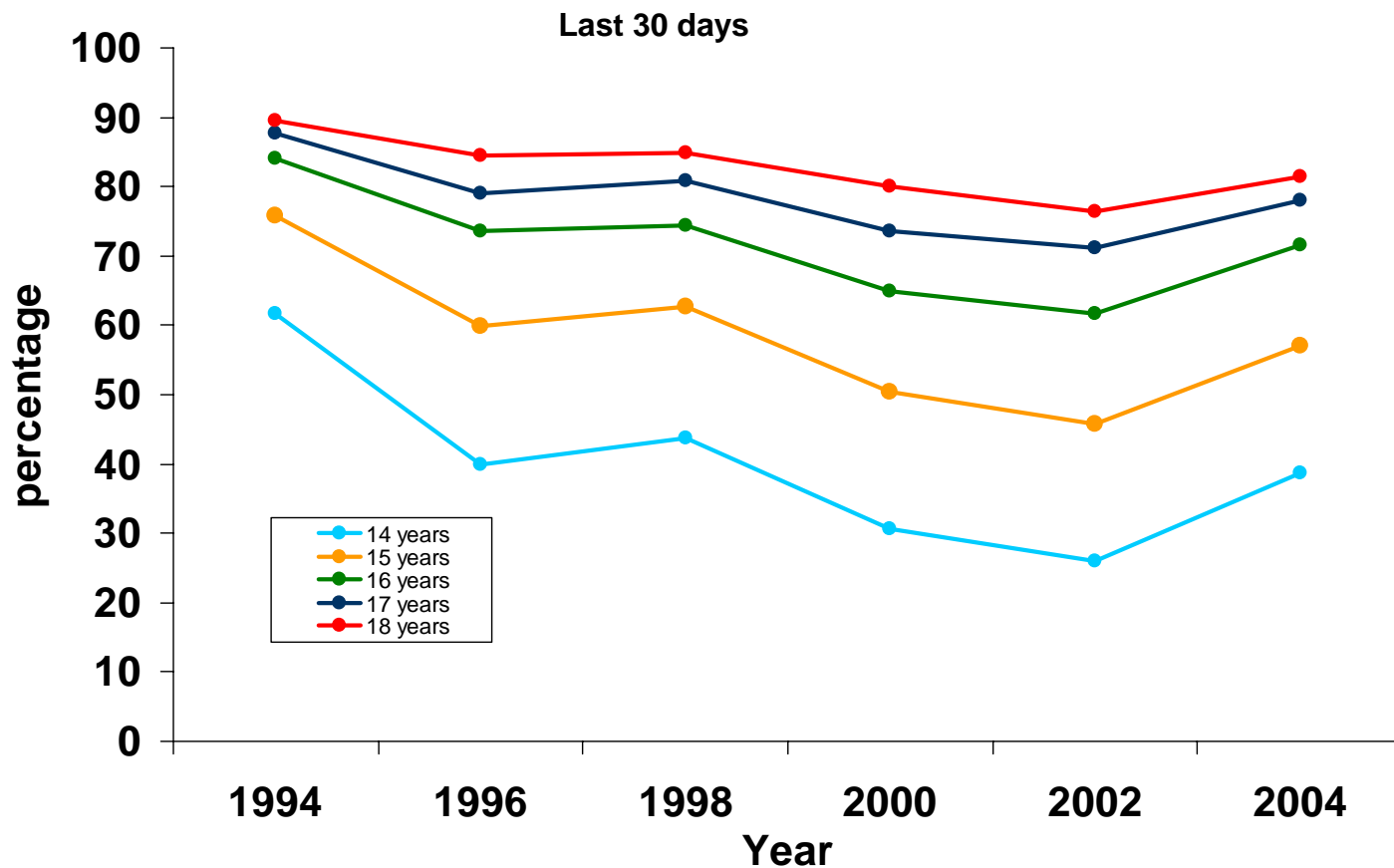
Source: Ministry of Health and Consumer Affairs. Institute for Alcohol and Drug Studies of the University of Valladolid. Study of alcohol related Mortality in Spain. 1999-2002.

Prevalence of Alcohol Consumption in the last 30 days, by sex. Spain 1994-2004. (Survey of 14 – 18 year old school children)



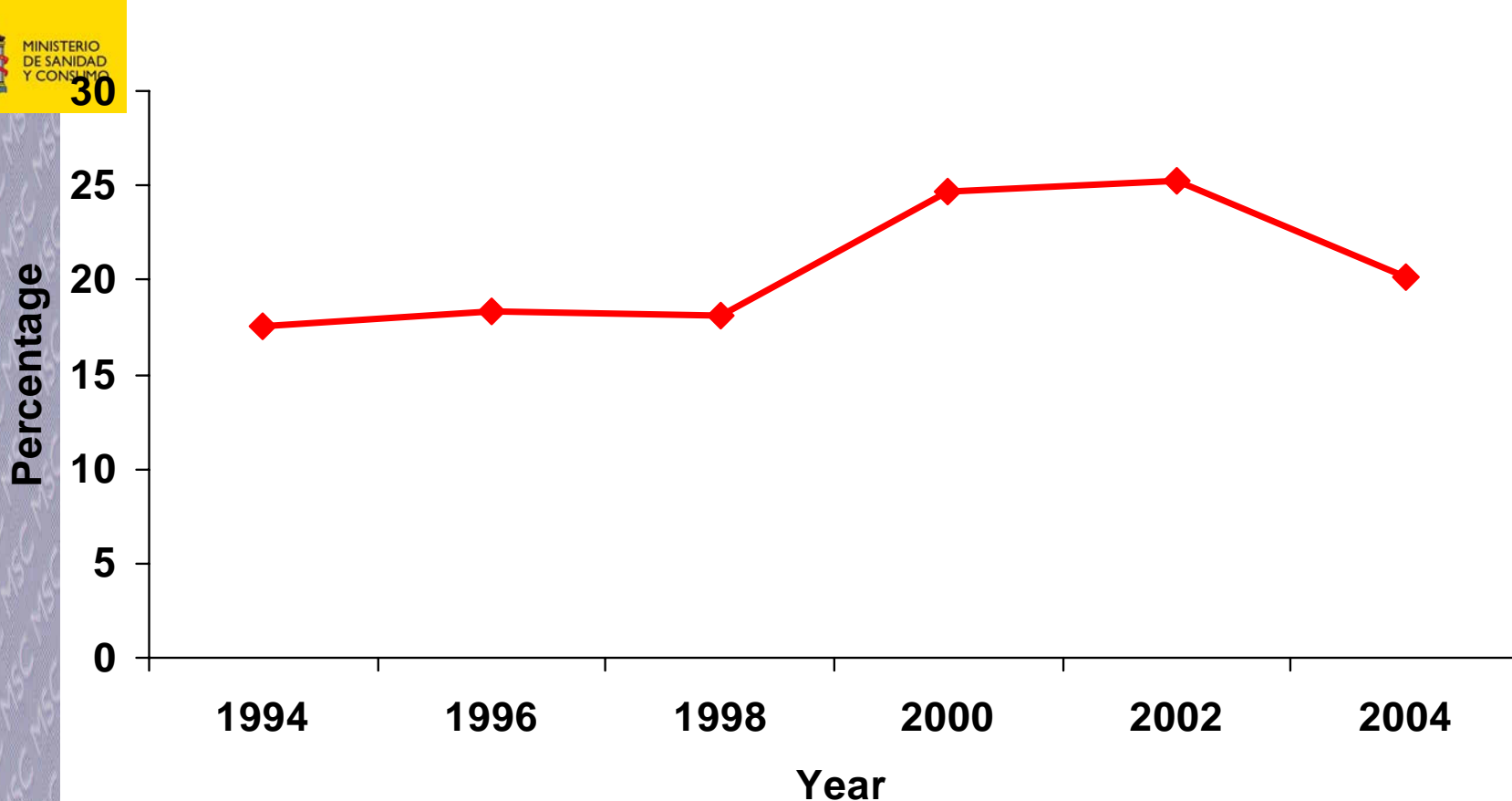
Source: DGPND. National Survey on drug use in secondary education 2004. Drafted by. Subd..G. for Health Promotion and Epidemiology. DGSP. MSC.

Prevalence of Alcohol Consumption by age groups. Spain 1994-2004 (Survey of 14 – 18 year old school children)



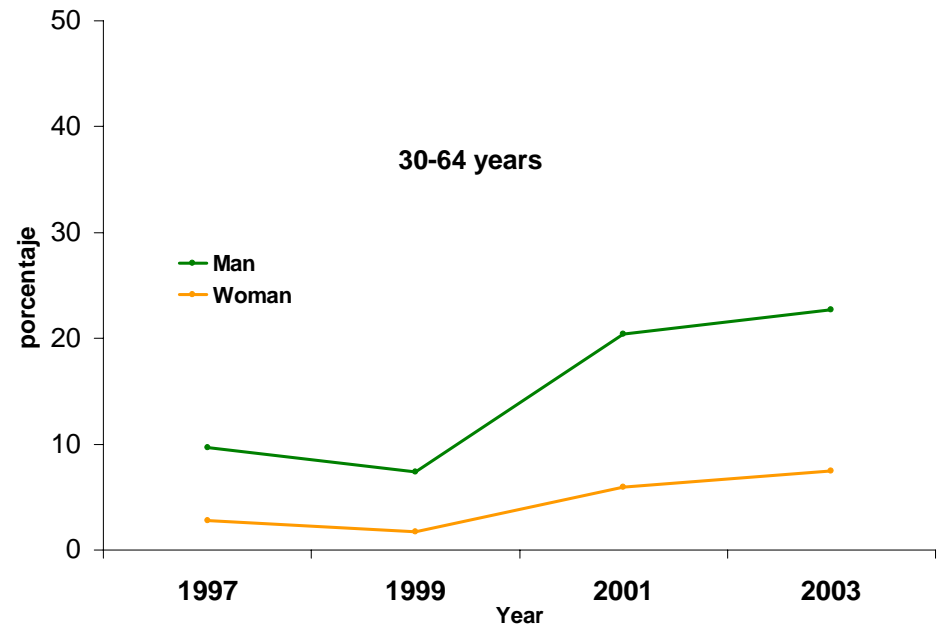
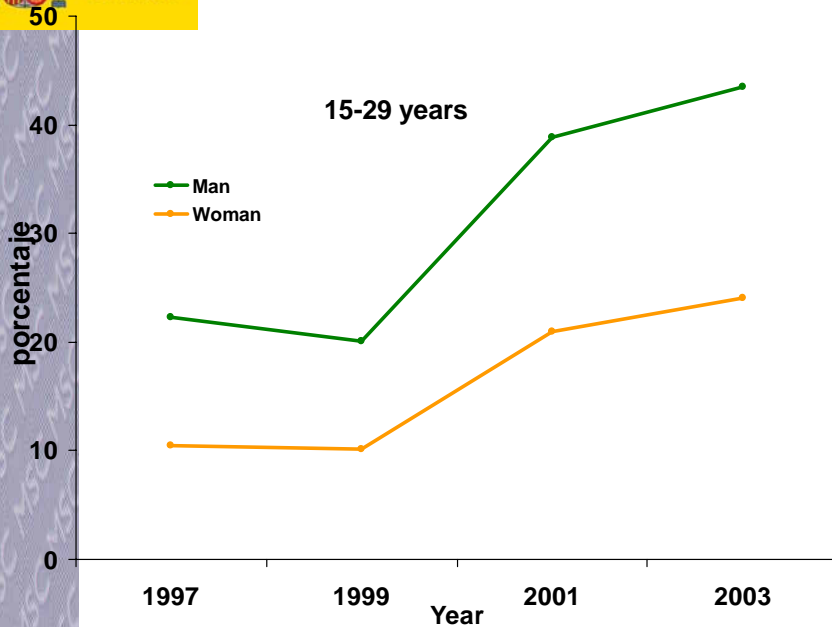
Source: DGPND. National Survey on drug use in secondary education 2004. Drafted by. Subd..G. for Health Promotion and Epidemiology. DGSP. MSC.

Changes in the percentage of Non-Drinkers. Spain 1994-2004 (Survey of 14 – 18 year old school children)



Source: DGPND. National Survey on drug use in secondary education 2004. Drafted by. Subd.G. for Health Promotion and Epidemiology. DGSP. MSC.

Prevalence of episodes of drunkenness in the year prior to the interview. By sex and age group. Spain, 1997-2003

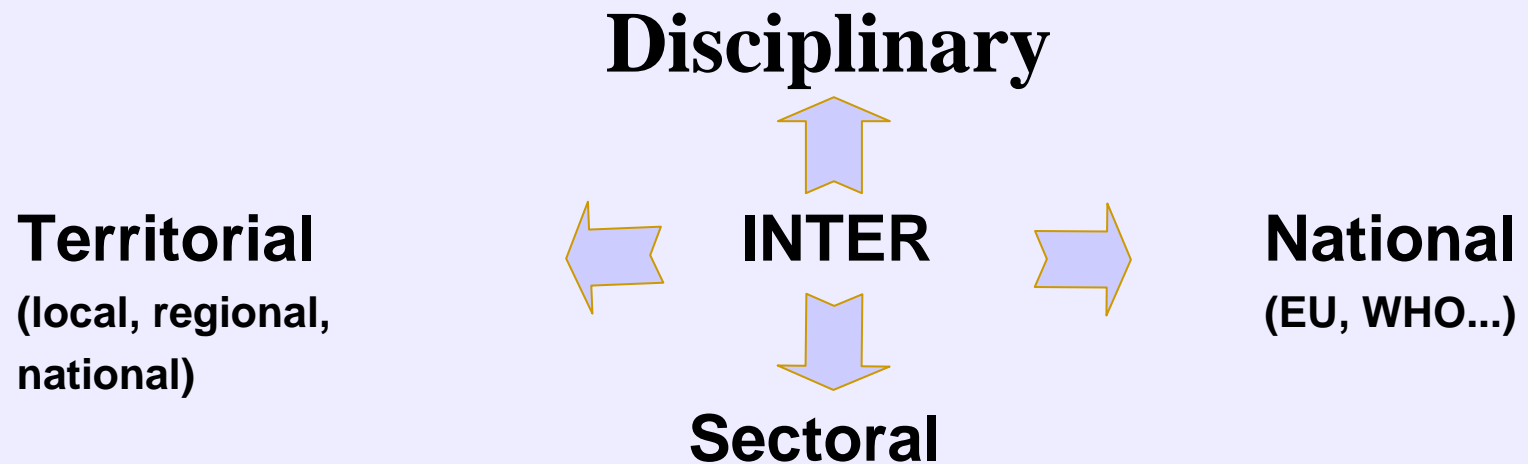


Source: DGPND. National Survey on drug use in secondary education 2004.
Drafted by. Subd..G. for Health Promotion and Epidemiology. DGSP. MSC.

STRATEGIC GUIDELINES OF ACTION



PUBLIC HEALTH



NATIONAL LEVEL

➤ HEALTH INFORMATION:

- ✓ Spanish Drugs Observatory

➤ PROMOTION AND PREVENTION:

✓ Educational measures


- To define a set of quality criteria to act as guidelines for teachers for choosing programmes and material
- To review the training needs of teachers in the area of health education and promotion
- To give special attention to health training for management teams
- To promote channels of information and participation for families that will foster attitudes and habits, and
- To foster inter-ministerial co-operation in the European Network of Health Promoter Schools Dissemination Project

✓ Information measures



El alcohol puede llevarte lejos

ALCOHOL
Tú verás lo que te mola



Por el bienestar de todos

NATIONAL LEVEL (II)



- **PROMOTION AND PREVENTION:**
 - ✓ **Primary Health Care**
 - Brief intervention
 - ✓ **First Conference on Health Promotion and Prevention in Health Care**
 - ✓ **Measures aimed at preventing alcohol related traffic accidents**
 - ✓ **Inter-sectorial action**
 - National Infancy Observatory
 - National Youth Institute.

Thank you for your attention

